



# ANGLE BROOM


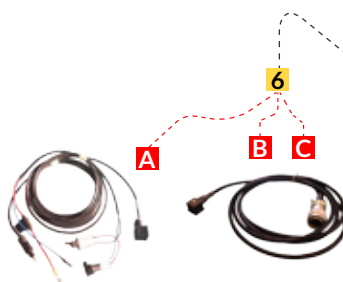

# PANTERA

## TECHNICAL SPECIFICATIONS

- 1 Internal rotor set up with polypropylene brushes
- 2 Internal rotor set up with mixed PPN / steel brushes
- 3 Mechanical angulation set up
- 4 Hydraulic angulation set up

## DESCRIPTION

Angle broom **without collecting bucket** that can be right or left angled up to a maximum of 30° by either a **mechanical** system offering 3 different fixed positions or an **hydraulic** system, composed by 2 hydraulic cylinders and electrovalve. The internal rotor set up can be chosen with all polypropylene brushes or polypropylene/steel mixed brushes. The broom Pantera is ideal for road's **quick cleaning** from debris that are pushed in ditches thanks to the broom angled work. Really effective in moss removing from interlocking modules floor and in lower layers of snow removing, as good alternative to a traditional snow blade.



| MODELS  |        | PANTERA 1800 | PANTERA 2100 | PANTERA 2400 | PANTERA 2600 |
|---|--------|--------------|--------------|--------------|--------------|
| Working width   | mm     | 1800         | 2100         | 2400         | 2600         |
| Total width   | mm     | 1900         | 2220         | 2500         | 2700         |
| Working width at maximum angulation   | mm     | 1489         | 1741         | 2002         | 2388         |
| Total width at maximum angulation   | mm     | 1925         | 2185         | 2445         | 2612         |
| Maximum angulation  | °      | ± 30         | ± 30         | ± 30         | ± 30         |
| Weight without linkage  | Kg     | 370          | 410          | 450          | 480          |
| Brushes   | Ø / nr | 560 / 38     | 560 / 45     | 560 / 52     | 560 / 57     |
| Maximum oil flow  | l/1'   | 90           | 90           | 100          | 100          |
| Maximum pressure  | bar    | 215          | 215          | 245          | 245          |
|  | Tons   | 2,5÷3,5      | 3,5÷5        | 5÷7,5        | 7,5÷12       |

**ANGULATION**

- 3** Mechanical angulation kit
- 4** Hydraulic angulation kit composed by hydraulic cylinders + electrovalve
  - A** Standard electrical kit
  - B** 8 pins connector
  - C** 14 pins connector

**LINKAGE SYSTEMS**

- 1** Universal linkage for Skid-Steer Loader
- 2** Non universal linkage for Skid-Steer Loader
- 3** Wheel Loaders, Backhoe Loaders & Telehandlers linkage

**OPTIONS**

- 5** Falling watering kit complete by 100 lts tank
- 6** Pressure watering kit complete by 100 lts tank, electric pump and rod with water spray nozzles
  - A** Standard electrical kit
  - B** 8 pins connector
  - C** 14 pins connector
- 7** Pressure watering kit with tank already present on the host machine
- 8** Pair of side free 360° rotating wheels adjustable in height

**APPLICATIONS**

- INDUSTRIAL SECTOR
- BUILDING SECTOR
- AGRICULTURAL SECTOR
- ZOOTECHNY
- CONSTRUCTION SITES, COURTYARDS AND SQUARES FAST CLEANING
- LOW LAYERS OF SNOW REMOVAL
- REMOVAL OF MOSS FROM SELF-LOCKING FLOORS

