



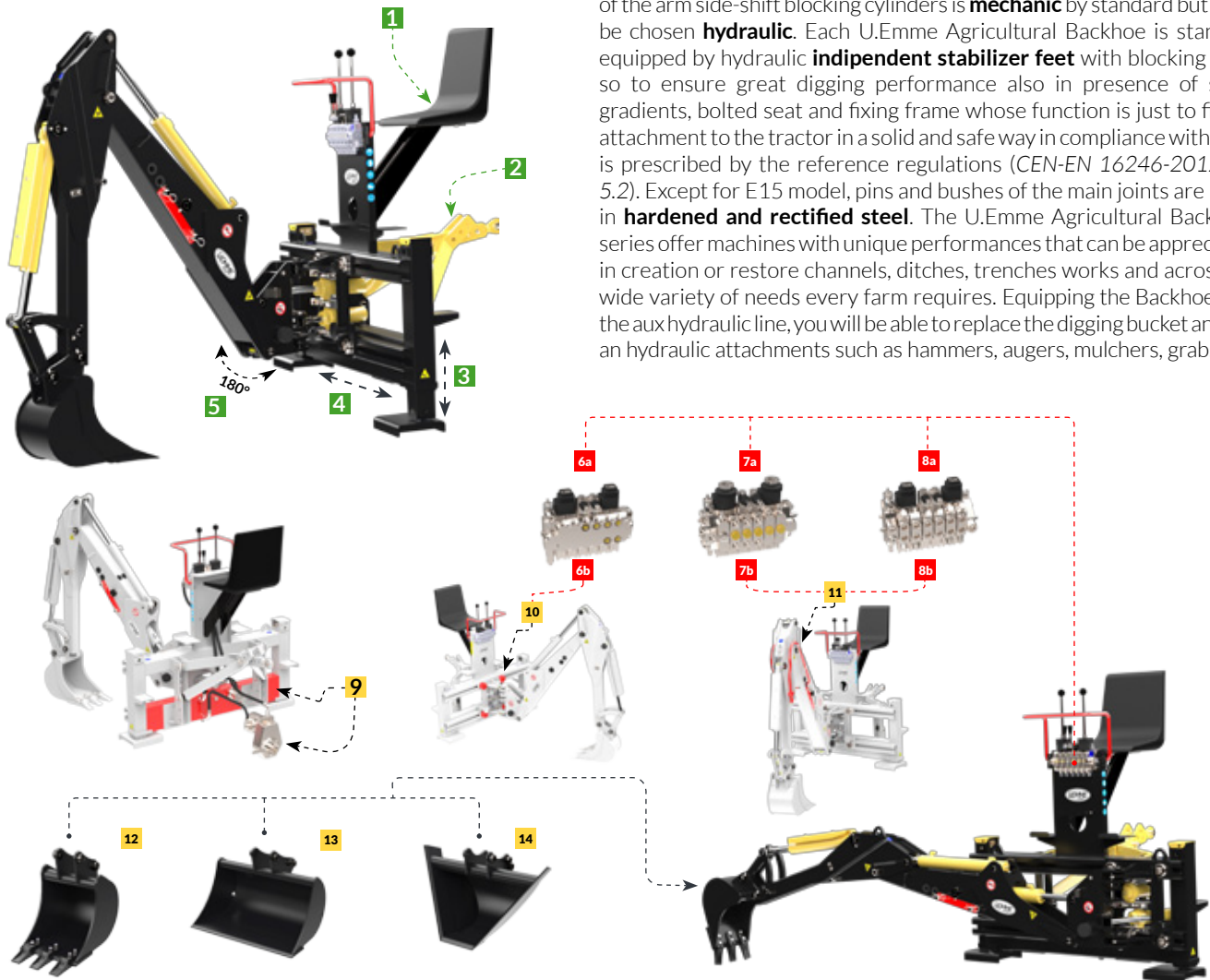
SIDE-SHIFT BACKHOE E-AGRI


TECHNICAL SPECIFICATIONS

- 1 Bolted seat
- 2 Security fixing frame
- 3 Hydraulic independent stabilizer feet with blocking valve
- 4 Right/left side-shift of the arm on the frame
- 5 Arm rotation with 180° overponed cylinders

DESCRIPTION

The U.Emme Agricultural Backhoes range specially designed for application on tractors from 15 to over 100 HP, is composed by 8 models joining strength and power with versatility and reliability. Articulated arm **rotation** and **horizontal side-shif** on the frame allows to carry out very easily excavations flush with the wall or maintenance to the fruit crops working smoothly between the planting rows. Opening and closure of the arm side-shift blocking cylinders is **mechanic** by standard but it can be chosen **hydraulic**. Each U.Emme Agricultural Backhoe is standard equipped by hydraulic **independent stabilizer feet** with blocking valve so to ensure great digging performance also in presence of steep gradients, bolted seat and fixing frame whose function is just to fix the attachment to the tractor in a solid and safe way in compliance with what is prescribed by the reference regulations (CEN-EN 16246-2012 *cpt.* 5.2). Except for E15 model, pins and bushes of the main joints are made in **hardened and rectified steel**. The U.Emme Agricultural Backhoes series offer machines with unique performances that can be appreciated in creation or restore channels, ditches, trenches works and across the wide variety of needs every farm requires. Equipping the Backhoe with the aux hydraulic line, you will be able to replace the digging bucket and use an hydraulic attachments such as hammers, augers, mulchers, grabs, etc.



MODELS		E 15	E 21	E 24	E 25	E 28	E 30	E 32	E 35
Profondità di scavo	mm	1520	2180	2480	2580	2780	2960	3260	3570
Frame width	mm	1000	1200	1200	1400	1600	1600	1800	1800
Weight without bucket and linkage	Kg	250	450	520	620	750	770	1020	1200
Working oil flow	l/1'	45	55	55	60	60	60	80	80
Working pressure	bar	160	160	160	170	170	170	170	170
Digging force	Kg	2300	2300	2450	2600	2800	3200	3400	4200
	HP	15÷35	25÷40	40÷60	50÷70	50÷80	50÷80	70÷90	70÷100

HYDRAULIC CONTROLVALVES

- 6a** Monoblock cloche controlvalve
- 6b** Monoblock cloche controlvalve for hydraulic side-shift blocking system
- 7a** Modular cloche controlvalve
- 7b** Modular cloche controlvalve with hydraulic auxiliary line
- 8a** Modular cloche controlvalve for high flow systems
- 8b** Modular cloche controlvalve for high flow systems with hydraulic auxiliary line

OPTIONS

- 9** Independent hydraulic kit composed by pump, gearbox and oil tank
- 10** Hydraulic side-shift blocking system
- 11** Hydraulic auxiliary line

BUCKETS

- 11** Standard bucket
- 12** Ditch cleaning bucket
- 13** Trapezoidal bucket

APPLICATIONS


- BUILDING SECTOR
- AGRICULTURAL SECTOR
- DIGGING IN CAVING AND MINERING
- TRENCHING
- FOUNDATIONS EXCAVATION
- DITCHES EXCAVATION
- LANDSCAPING
- GARDENING
- MULTIPLE FUNCTIONS IF USED WITH EXCAVATORS' EQUIPMENTS AUX PELLES



6 7 8



9



10



11

